FOLLOWING JESUS VBS · TEACHER GUIDE · NURSERY (AGES 0-2)

# Day 1: Jesus Calls Me

Follow Me! | Jesus Calls the Fishermen

| | |
|---|---|
| Bible story | Jesus Calls the Fishermen (Luke 5:1-11; Matthew 4:18-22; John 1:43-51) |
| Memory verse (NKJV) | "Follow Me" (Matthew 4:19) (full verse for helpers: Then He said to them, "Follow Me, and I will make you fishers of men.") |
| Takeaway | Jesus wants me to follow Him! |
| Daily call | Leader: "Jesus said" Kids: "Follow Me!" |

## Objectives

- Hear the story of Jesus calls the fishermen in simple words.
- Say the memory phrase: "Jesus wants me to follow Him!"
- Experience God's love through a caring teacher, songs, and play.

## Materials

- Bible (NKJV) for the teacher
- An enlarged copy of today's coloring page to use as the story picture
- Prop for the attention getter: a fishing net (or mesh laundry bag) and a few paper fish
- Copies of today's student lesson and activity sheets (one per child)
- Crayons, pencils, and name tags
- Craft supplies: Paper plates cut into fish shapes (prepare ahead); Large stickers or pre-cut tissue paper squares; Glue stick (teacher use); Googly-eye stickers or a marker dot

## Teacher preparation

- Read Luke 5:1-11; Matthew 4:18-22; John 1:43-51 in your own Bible at least twice this week.
- Read the matching "31 Days with Jesus" devotionals at The Preacher's Pen: Day 11: Calling the Disciples (Answering the Call); Day 16: The Great Catch (Trusting Jesus with Your Future).
- Make copies, prepare craft pieces, and set out the prop before children arrive.

### Background for the teacher

- The Sea of Galilee is a freshwater lake about 13 miles long and 8 miles wide. Luke calls it the Lake of Gennesaret (Luke 5:1).
- Fishing was usually done at night with large nets. In the morning the nets were washed and mended (Luke 5:2; Matthew 4:21).
- Peter and Andrew were brothers. James and John were brothers, the sons of Zebedee, and partners with Peter (Luke 5:10).
- John 1:35-51 shows that some of these men had already met Jesus earlier. Luke 5 is the day they left their work to follow Him full time.
- Jesus calls ordinary people, like fishermen, to follow Him (Matthew 4:18-22).
- Following Jesus means trusting Him even when we do not understand (Luke 5:5).
- Jesus knows each of us by name (John 1:47-48; John 10:27).
- Following Jesus means leaving behind anything that keeps us from Him (Luke 5:11).

## Lesson plan (40 minutes)

| Time | Segment | What to do |
|---|---|---|
| 0:00-0:08 | Welcome and free play | Greet each child by name. Offer soft toys that match today's story (a fishing net (or mesh laundry bag) and a few paper fish). |
| 0:08-0:15 | Bible time | Sit in a circle. Hold up the picture and the Bible. Tell the short story with props. |
| 0:15-0:20 | Songs and finger play | Sing softly (a cappella) and do today's finger play together. |
| 0:20-0:32 | Activity time | Coloring page and the "Find the Picture" sheet with a helper beside each child. |
| 0:32-0:37 | Craft | Simple craft (see Craft section). Teachers do any gluing or cutting. |
| 0:37-0:40 | Prayer and goodbye | Say the memory phrase, pray a short prayer, and send the take-home story card. |

### Attention getter

Show a fishing net (or mesh laundry bag) and a few paper fish. Let children touch and explore it while you say a simple sentence about today's story.

## Bible story

Teach from an open Bible so students see that the story comes from God's word. Use this script as a guide; tell it in your own words.

- Peter was a fisherman. He had a boat and a big net.
- Peter fished all night long. He did not catch one fish!
- Jesus came to the sea. Jesus got into Peter's boat.
- Jesus said, "Let down your nets." Peter listened to Jesus.
- Splash! The net was full of fish! So many fish!
- Jesus said, "Follow Me."
- Peter, Andrew, James, and John left their boats and followed Jesus.

- Jesus wants you to follow Him too!

## Discussion questions

1. Who got into Peter's boat?
2. What did Jesus say to Peter?
3. Can you follow Jesus too?

## Review

- Who was in our story today? (Jesus and Peter)
- Say our phrase: "Jesus wants me to follow Him!"

## Memory verse activity

Say the short verse slowly and have children echo it. Add a motion for each phrase. Repeat it at the start and end of class.

### Finger play: Five Little Fishes

- Five little fishes swimming in the sea, (wiggle five fingers)
- Peter cast his net, one, two, three! (pretend to throw a net)
- Jesus said, "Follow Me!" (point up, then wave "come")
- And Peter said, "Yes!" (nod head)
- Now I will follow Jesus, (march in place)
- Because He loves me best! (hug yourself)

## Craft (Craft Time): Paper Plate Fish

Materials: Paper plates cut into fish shapes (prepare ahead); Large stickers or pre-cut tissue paper squares; Glue stick (teacher use); Googly-eye stickers or a marker dot

1. Teacher spreads glue on the fish ahead of time.
2. Help each child press tissue squares or stickers onto the fish for scales.
3. Add an eye. Say, "Peter caught lots of fish when he listened to Jesus!"
4. Write the child's name and "Jesus said, Follow Me" on the back.

## Recreation and snack

**Game:** Fishers of Men Tag: one child is "Peter". Tagged children join hands and become part of the "net" until everyone is caught. For little ones, play Follow the Leader.

**Snack:** Fish-shaped crackers in a small paper boat or cup ("nets full of fish") with water. Always check allergy information on registration cards before serving food.

## Songs (a cappella)

Sing without instruments. Suggested titles: I Have Decided to Follow Jesus; I Will Make You Fishers of Men; Footprints of Jesus; Jesus Loves Me; Where He Leads Me.

## Answer keys

Find the Picture: the fish.

## Sources for this lesson

- “31 Days with Jesus” by Christopher Gallagher, The Preacher’s Pen: Day 11: Calling the Disciples (Answering the Call); Day 16: The Great Catch (Trusting Jesus with Your Future) (preacherspen.org/courses/31-days-with-jesus/)
- Preaching Library lessons and outlines: Why Do You Follow Jesus? (Matthew 7:28-29); Who Is Jesus? (John 20:30-31)
- Scripture: Luke 5:1-11; Matthew 4:18-22; John 1:43-51. All quotations from the New King James Version (NKJV).

FOLLOWING JESUS VBS · DAY 1 · NURSERY (AGES 0-2)

# Take-Home Bible Story

Jesus Calls Me: Follow Me! | Jesus Calls the Fishermen (Luke 5:1-11; Matthew 4:18-22; John 1:43-51)

**Bible story:** Jesus Calls the Fishermen (Luke 5:1-11; Matthew 4:18-22; John 1:43-51)

Grown-ups, please read this story with your child:

### Jesus Calls the Fishermen

- Peter was a fisherman. He had a boat and a big net.
- Peter fished all night long. He did not catch one fish!
- Jesus came to the sea. Jesus got into Peter's boat.
- Jesus said, "Let down your nets." Peter listened to Jesus.
- Splash! The net was full of fish! So many fish!
- Jesus said, "Follow Me."
- Peter, Andrew, James, and John left their boats and followed Jesus.
- Jesus wants you to follow Him too!

"Follow Me"

Matthew 4:19 (NKJV)

**Say it together:** Jesus wants me to follow Him!

### Do it together: Five Little Fishes

- Five little fishes swimming in the sea, (wiggle five fingers)
- Peter cast his net, one, two, three! (pretend to throw a net)
- Jesus said, "Follow Me!" (point up, then wave "come")
- And Peter said, "Yes!" (nod head)
- Now I will follow Jesus, (march in place)
- Because He loves me best! (hug yourself)

### Talk together

- Who got into Peter's boat?
- What did Jesus say to Peter?
- Can you follow Jesus too?

Today your child learned that Jesus called fishermen named Peter, Andrew, James, and John, and they left their nets to follow Him (Luke 5:1-11; Matthew 4:18-22). Our memory verse is Matthew 4:19: "Follow Me, and I will make you fishers of men." At dinner, ask: "What did Peter do when Jesus told him to let down the net?" Talk about one way your family can follow Jesus this week.

FOLLOWING JESUS VBS · DAY 1 · NURSERY (AGES 0-2)

# Coloring Page

Jesus Calls Me: Follow Me! | Jesus Calls the Fishermen (Luke 5:1-11; Matthew 4:18-22; John 1:43-51)

Name: _____



**Jesus wants me to follow Him!** "Follow Me" (Matthew 4:19)

FOLLOWING JESUS VBS · DAY 1 · NURSERY (AGES 0-2)

# Finger Play: Five Little Fishes

Jesus Calls Me: Follow Me! | Jesus Calls the Fishermen (Luke 5:1-11; Matthew 4:18-22; John 1:43-51)

Say each line and do the motions together. Repeat it several times; little ones learn by repetition.

### Five Little Fishes

- Five little fishes swimming in the sea, (wiggle five fingers)
- Peter cast his net, one, two, three! (pretend to throw a net)
- Jesus said, "Follow Me!" (point up, then wave "come")
- And Peter said, "Yes!" (nod head)
- Now I will follow Jesus, (march in place)
- Because He loves me best! (hug yourself)



"Follow Me"

**Matthew 4:19 (NKJV)**

Memory phrase: **Jesus wants me to follow Him!**

FOLLOWING JESUS VBS · DAY 1 · NURSERY (AGES 0-2)

# Find the Picture

Jesus Calls Me: Follow Me! | Jesus Calls the Fishermen (Luke 5:1-11; Matthew 4:18-22; John 1:43-51)

Name: _____

Grown-up helper: Ask, “Where is the fish from our Bible story?” Help your child point to it and color or circle it.



**Jesus wants me to follow Him!**

FOLLOWING JESUS VBS · TEACHER GUIDE · NURSERY (AGES 0-2)

# Day 2: Jesus Teaches Me

Hear and Do! | The Sermon on the Mount and the Wise and Foolish Builders

| | |
|---|---|
| Bible story | The Sermon on the Mount and the Wise and Foolish Builders (Matthew 5:1-16; 6:9-13, 33; 7:12, 24-29) |
| Memory verse (NKJV) | “Whoever hears these sayings of Mine, and does them” (Matthew 7:24) (full verse for helpers: “Therefore whoever hears these sayings of Mine, and does them, I will liken him to a wise man who built his house on the rock.”) |
| Takeaway | I listen to Jesus and obey! |
| Daily call | Leader: “Hear” Kids: “And do!” |

## Objectives

- Hear the story of the sermon on the mount and the wise and foolish builders in simple words.
- Say the memory phrase: “I listen to Jesus and obey!”
- Experience God’s love through a caring teacher, songs, and play.

## Materials

- Bible (NKJV) for the teacher
- An enlarged copy of today’s coloring page to use as the story picture
- Prop for the attention getter: a rock and a cup of sand
- Copies of today’s student lesson and activity sheets (one per child)
- Crayons, pencils, and name tags
- Craft supplies: Gray paper rock shapes (prepare ahead); Simple paper house shapes; Glue stick (teacher use); Blue paper strips (rain)

## Teacher preparation

- Read Matthew 5:1-16; 6:9-13, 33; 7:12, 24-29 in your own Bible at least twice this week.
- Read the matching “31 Days with Jesus” devotionals at The Preacher’s Pen: Day 14: The Sermon on the Mount (Embracing Jesus’ Blueprint for Faith); Day 18: The Parables of Jesus (Lessons for Life); Day 20: Jesus Teaches on Prayer.
- Make copies, prepare craft pieces, and set out the prop before children arrive.

### Background for the teacher

- Jesus sat down to teach (Matthew 5:1). In that culture, rabbis normally sat while teaching.
- Many houses in Galilee were built of stone. Dry streambeds could flash flood in a heavy rain, washing away anything built on sand.
- Luke 6:20-49 records a similar sermon, sometimes called the Sermon on the Plain.
- "Authority" (Matthew 7:29): the scribes quoted earlier teachers; Jesus spoke on His own authority ("But I say to you," Matthew 5:22, 28, 32, 34, 39, 44).
- Jesus is the greatest Teacher. He taught "as one having authority" (Matthew 7:29).
- Jesus teaches us how to live: be salt and light, love others, pray, and seek God first (Matthew 5-7).
- Hearing is not enough. The wise person hears Jesus and does what He says (Matthew 7:24; James 1:22).
- A life built on Jesus' words stands strong when storms come (Matthew 7:25).

## Lesson plan (40 minutes)

| Time | Segment | What to do |
|---|---|---|
| 0:00-0:08 | Welcome and free play | Greet each child by name. Offer soft toys that match today's story (a rock and a cup of sand). |
| 0:08-0:15 | Bible time | Sit in a circle. Hold up the picture and the Bible. Tell the short story with props. |
| 0:15-0:20 | Songs and finger play | Sing softly (a cappella) and do today's finger play together. |
| 0:20-0:32 | Activity time | Coloring page and the "Find the Picture" sheet with a helper beside each child. |
| 0:32-0:37 | Craft | Simple craft (see Craft section). Teachers do any gluing or cutting. |
| 0:37-0:40 | Prayer and goodbye | Say the memory phrase, pray a short prayer, and send the take-home story card. |

### Attention getter

Show a rock and a cup of sand. Let children touch and explore it while you say a simple sentence about today's story.

## Bible story

Teach from an open Bible so students see that the story comes from God's word. Use this script as a guide; tell it in your own words.

- Jesus went up on a mountain. Many people came to hear Him.
- Jesus taught the people about God. Jesus is the best Teacher!
- Jesus told a story about two men who built houses.
- The wise man built his house on the rock.
- The foolish man built his house on the sand.
- The rain came down. The wind blew. Whoosh!
- The house on the sand fell down. Crash! The house on the rock stood strong!
- When I listen to Jesus and obey, I am wise like the man who built on the rock.

## Discussion questions

1. Where did the wise man build his house?
2. What happened to the house on the sand?
3. How can you listen to Jesus?

## Review

- Who was in our story today? (Jesus, the wise man, and the foolish man)
- Say our phrase: “I listen to Jesus and obey!”

## Memory verse activity

Say the short verse slowly and have children echo it. Add a motion for each phrase. Repeat it at the start and end of class.

### Finger play: The Wise Man’s House

- Build my house upon the rock, (stack fists one on the other)
- Strong and firm, it will not knock! (shake head “no”)
- Rain comes down, drip, drip, drop, (wiggle fingers down)
- Wind blows hard, but it won’t stop! (blow and sway)
- I will listen, I will do, (hand to ear, then point to self)
- What Jesus says, my whole life through! (arms open wide)

## Craft (Craft Time): House on the Rock

Materials: Gray paper rock shapes (prepare ahead); Simple paper house shapes; Glue stick (teacher use); Blue paper strips (rain)

1. Help each child glue the house onto the rock.
2. Add blue strips for rain coming down.
3. Say together, “The house on the rock stood strong!”
4. Write the child’s name on the back.

## Recreation and snack

**Game:** Rock or Sand Relay: teams carry a beanbag “brick” to a gray mat (rock) and must avoid the tan mat (sand). Or play “Hear and Do” (like Simon Says): kids only move when they clearly hear the instruction.

**Snack:** “House on the Rock”: a graham cracker square (house) on a cereal-treat square (rock). Offer a nut-free option. Always check allergy information on registration cards before serving food.

## Songs (a cappella)

Sing without instruments. Suggested titles: The Wise Man Built His House Upon the Rock; This Little Light of Mine; Wonderful Words of Life; Trust and Obey; Read Your Bible, Pray Every Day.

## Answer keys

Find the Picture: the house.

## Sources for this lesson

- “31 Days with Jesus” by Christopher Gallagher, The Preacher’s Pen: Day 14: The Sermon on the Mount (Embracing Jesus’ Blueprint for Faith); Day 18: The Parables of Jesus (Lessons for Life); Day 20: Jesus Teaches on Prayer (preacherspen.org/courses/31-days-with-jesus/)
- Preaching Library lessons and outlines: Why Do You Follow Jesus? (walk-through of Matthew 5-7); Jesus the Teacher (Matthew 7:28-29)
- Scripture: Matthew 5:1-16; 6:9-13, 33; 7:12, 24-29. All quotations from the New King James Version (NKJV).

FOLLOWING JESUS VBS · DAY 2 · NURSERY (AGES 0-2)

# Take-Home Bible Story

Jesus Teaches Me: Hear and Do! | The Sermon on the Mount and the Wise and Foolish Builders (Matthew 5:1-16; 6:9-13, 33; 7:12, 24-29)

**Bible story:** The Sermon on the Mount and the Wise and Foolish Builders (Matthew 5:1-16; 6:9-13, 33; 7:12, 24-29)

Grown-ups, please read this story with your child:

### The Sermon on the Mount and the Wise and Foolish Builders

- Jesus went up on a mountain. Many people came to hear Him.
- Jesus taught the people about God. Jesus is the best Teacher!
- Jesus told a story about two men who built houses.
- The wise man built his house on the rock.
- The foolish man built his house on the sand.
- The rain came down. The wind blew. Whoosh!
- The house on the sand fell down. Crash! The house on the rock stood strong!
- When I listen to Jesus and obey, I am wise like the man who built on the rock.

> "Whoever hears these sayings of Mine, and does them"
>
> Matthew 7:24 (NKJV)

**Say it together:** I listen to Jesus and obey!

### Do it together: The Wise Man's House

- Build my house upon the rock, (stack fists one on the other)
- Strong and firm, it will not knock! (shake head "no")
- Rain comes down, drip, drip, drop, (wiggle fingers down)
- Wind blows hard, but it won't stop! (blow and sway)
- I will listen, I will do, (hand to ear, then point to self)
- What Jesus says, my whole life through! (arms open wide)

### Talk together

- Where did the wise man build his house?
- What happened to the house on the sand?

- How can you listen to Jesus?

Today your child learned that Jesus is the greatest Teacher. In the Sermon on the Mount, Jesus told about a wise man who built his house on the rock and a foolish man who built on the sand (Matthew 7:24-27). Our memory verse is Matthew 7:24: "Therefore whoever hears these sayings of Mine, and does them, I will liken him to a wise man who built his house on the rock." Ask your child: "What makes someone wise?" Choose one of Jesus' teachings to practice as a family this week.

FOLLOWING JESUS VBS · DAY 2 · NURSERY (AGES 0-2)

# Coloring Page

Jesus Teaches Me: Hear and Do! | The Sermon on the Mount and the Wise and Foolish Builders (Matthew 5:1-16; 6:9-13, 33; 7:12, 24-29)

Name: _____



**I listen to Jesus and obey!** "Whoever hears these sayings of Mine, and does them" (Matthew 7:24)

FOLLOWING JESUS VBS · DAY 2 · NURSERY (AGES 0-2)

# Finger Play: The Wise Man's House

Jesus Teaches Me: Hear and Do! | The Sermon on the Mount and the Wise and Foolish Builders (Matthew 5:1-16; 6:9-13, 33; 7:12, 24-29)

Say each line and do the motions together. Repeat it several times; little ones learn by repetition.

### The Wise Man's House

- Build my house upon the rock, (stack fists one on the other)
- Strong and firm, it will not knock! (shake head "no")
- Rain comes down, drip, drip, drop, (wiggle fingers down)
- Wind blows hard, but it won't stop! (blow and sway)
- I will listen, I will do, (hand to ear, then point to self)
- What Jesus says, my whole life through! (arms open wide)



"Whoever hears these sayings of Mine, and does them"
Matthew 7:24 (NKJV)

Memory phrase: **I listen to Jesus and obey!**

FOLLOWING JESUS VBS · DAY 2 · NURSERY (AGES 0-2)

# Find the Picture

Jesus Teaches Me: Hear and Do! | The Sermon on the Mount and the Wise and Foolish Builders (Matthew 5:1-16; 6:9-13, 33; 7:12, 24-29)

Name: _____

Grown-up helper: Ask, “Where is the house from our Bible story?” Help your child point to it and color or circle it.



**I listen to Jesus and obey!**

FOLLOWING JESUS VBS · TEACHER GUIDE · NURSERY (AGES 0-2)

# Day 3: Jesus Shows Me How to Love

Serve Like Jesus! | Jesus Washes the Disciples' Feet

| | |
|---|---|
| Bible story | Jesus Washes the Disciples' Feet (John 13:1-17, 34-35; Luke 22:24-27) |
| Memory verse (NKJV) | "I have given you an example" (John 13:15) (full verse for helpers: "For I have given you an example, that you should do as I have done to you.") |
| Takeaway | I can love and help like Jesus! |
| Daily call | Leader: "Serve" Kids: "Like Jesus!" |

## Objectives

- Hear the story of Jesus washes the disciples' feet in simple words.
- Say the memory phrase: "I can love and help like Jesus!"
- Experience God's love through a caring teacher, songs, and play.

## Materials

- Bible (NKJV) for the teacher
- An enlarged copy of today's coloring page to use as the story picture
- Prop for the attention getter: a towel, a basin (bowl), and a pitcher of water
- Copies of today's student lesson and activity sheets (one per child)
- Crayons, pencils, and name tags
- Craft supplies: Red or pink paper hearts; Washable paint or crayons; Wet wipes; Marker

## Teacher preparation

- Read John 13:1-17, 34-35; Luke 22:24-27 in your own Bible at least twice this week.
- Read the matching "31 Days with Jesus" devotionals at The Preacher's Pen: Day 25: The Lord's Supper (Remembering Jesus); Day 30: "Do You Love Me?" (Renewed Love and Calling); Day 19: Miracles of Jesus (Trusting God's Provision).
- Make copies, prepare craft pieces, and set out the prop before children arrive.

### Background for the teacher

- Foot washing was a sign of hospitality (Genesis 18:4; 1 Timothy 5:10) and one of the lowliest servant tasks (1 Samuel 25:41).
- Order of events that night (from the class lesson): Passover begins (Luke 22:15-18), the disciples dispute about greatness (Luke 22:24-30), Jesus washes their feet (John 13:1-17), the betrayer is revealed (John 13:21-30), the Lord's Supper is instituted (Matthew 26:26-29), and the new commandment is given (John 13:34-35).
- Jesus' act was an example of humble service, not a new act of worship. The apostles taught the attitude behind it (Romans 12:10; Philippians 2:3-8).
- Jesus loved His disciples "to the end" (John 13:1), even the one who would betray Him.
- The Lord and Teacher took the lowest servant's job and washed dirty feet (John 13:4-5).
- Jesus gave us an example of humble, loving service to follow (John 13:14-15).
- People will know we are His disciples by our love for one another (John 13:34-35).

## Lesson plan (40 minutes)

| Time | Segment | What to do |
|---|---|---|
| 0:00-0:08 | Welcome and free play | Greet each child by name. Offer soft toys that match today's story (a towel, a basin (bowl), and a pitcher of water). |
| 0:08-0:15 | Bible time | Sit in a circle. Hold up the picture and the Bible. Tell the short story with props. |
| 0:15-0:20 | Songs and finger play | Sing softly (a cappella) and do today's finger play together. |
| 0:20-0:32 | Activity time | Coloring page and the "Find the Picture" sheet with a helper beside each child. |
| 0:32-0:37 | Craft | Simple craft (see Craft section). Teachers do any gluing or cutting. |
| 0:37-0:40 | Prayer and goodbye | Say the memory phrase, pray a short prayer, and send the take-home story card. |

### Attention getter

Show a towel, a basin (bowl), and a pitcher of water. Let children touch and explore it while you say a simple sentence about today's story.

## Bible story

Teach from an open Bible so students see that the story comes from God's word. Use this script as a guide; tell it in your own words.

- Jesus and His friends came to eat a special supper.
- Their feet were dusty and dirty from walking.
- Jesus got a towel and a bowl of water.
- Jesus knelt down and washed His friends' feet. Splish, splash!
- Peter said, "Lord, are You washing my feet?"
- Jesus was showing His friends how to love and help each other.
- Jesus said, "I have given you an example."

- I can love and help others like Jesus!

## Discussion questions

1. What did Jesus use to wash feet?
2. Whose feet did Jesus wash?
3. How can you help someone today?

## Review

- Who was in our story today? (Jesus and His friends)
- Say our phrase: “I can love and help like Jesus!”

## Memory verse activity

Say the short verse slowly and have children echo it. Add a motion for each phrase. Repeat it at the start and end of class.

### Finger play: Helping Hands

- Here are my hands, so small and strong, (hold up hands)
- I can help the whole day long! (clap, clap)
- Jesus took a towel just so, (pretend to dry feet)
- To show us all the way to go. (point forward)
- I will love and I will share, (hug yourself)
- Helping others everywhere! (arms open wide)

## Craft (Craft Time): Helping Hands Heart

Materials: Red or pink paper hearts; Washable paint or crayons; Wet wipes; Marker

1. Gently trace or paint each child’s hand on the heart (parent help or crayon tracing is fine).
2. Write “I can love and help like Jesus!”
3. Add the child’s name and “John 13:15.”
4. Clean hands right away.

## Recreation and snack

**Game:** Servant Relay: teams pass a towel and a dry bowl down the line, each child naming one way to help someone before passing it. Or “Serve the Team”: kids carry cotton balls on a spoon to fill a teammate’s cup.

**Snack:** “Towel rolls”: rolled fruit snacks or tortilla roll-ups, with a cup of water. Older classes can serve snack to a younger class today. Always check allergy information on registration cards before serving food.

## Songs (a cappella)

Sing without instruments. Suggested titles: Jesus Loves the Little Children; Oh, How I Love Jesus; Deep and Wide; Footprints of Jesus; Jesus Loves Me.

## Answer keys

Find the Picture: the basin of water.

## Sources for this lesson

- “31 Days with Jesus” by Christopher Gallagher, The Preacher’s Pen: Day 25: The Lord’s Supper (Remembering Jesus); Day 30: “Do You Love Me?” (Renewed Love and Calling); Day 19: Miracles of Jesus (Trusting God’s Provision) (preacherspen.org/courses/31-days-with-jesus/)
- Preaching Library lessons and outlines: Jesus Washes the Disciples’ Feet (John 13:1-20, 2016 class lesson); Love As Displayed By God (1 John 4:7-9)
- Scripture: John 13:1-17, 34-35; Luke 22:24-27. All quotations from the New King James Version (NKJV).

FOLLOWING JESUS VBS · DAY 3 · NURSERY (AGES 0-2)

# Take-Home Bible Story

Jesus Shows Me How to Love: Serve Like Jesus! | Jesus Washes the Disciples' Feet (John 13:1-17, 34-35; Luke 22:24-27)

**Bible story:** Jesus Washes the Disciples' Feet (John 13:1-17, 34-35; Luke 22:24-27)

Grown-ups, please read this story with your child:

### Jesus Washes the Disciples' Feet

- Jesus and His friends came to eat a special supper.
- Their feet were dusty and dirty from walking.
- Jesus got a towel and a bowl of water.
- Jesus knelt down and washed His friends' feet. Splish, splash!
- Peter said, "Lord, are You washing my feet?"
- Jesus was showing His friends how to love and help each other.
- Jesus said, "I have given you an example."
- I can love and help others like Jesus!

"I have given you an example"
John 13:15 (NKJV)

**Say it together:** I can love and help like Jesus!

### Do it together: Helping Hands

- Here are my hands, so small and strong, (hold up hands)
- I can help the whole day long! (clap, clap)
- Jesus took a towel just so, (pretend to dry feet)
- To show us all the way to go. (point forward)
- I will love and I will share, (hug yourself)
- Helping others everywhere! (arms open wide)

### Talk together

- What did Jesus use to wash feet?
- Whose feet did Jesus wash?
- How can you help someone today?

Today your child learned how Jesus took a towel and a basin and washed His disciples' feet, giving us an example of humble, loving service (John 13:1-17). Our memory verse is John 13:15: "For I have given you an example, that you should do as I have done to you." Ask your child: "Why was it surprising that Jesus washed feet?" As a family, choose one way to serve someone this week.

FOLLOWING JESUS VBS · DAY 3 · NURSERY (AGES 0-2)

# Coloring Page

Jesus Shows Me How to Love: Serve Like Jesus! | Jesus Washes the Disciples' Feet (John 13:1-17, 34-35; Luke 22:24-27)

Name: _____



**I can love and help like Jesus!** "I have given you an example" (John 13:15)

FOLLOWING JESUS VBS · DAY 3 · NURSERY (AGES 0-2)

# Finger Play: Helping Hands

Jesus Shows Me How to Love: Serve Like Jesus! | Jesus Washes the Disciples' Feet (John 13:1-17, 34-35; Luke 22:24-27)

Say each line and do the motions together. Repeat it several times; little ones learn by repetition.

**Helping Hands**

- Here are my hands, so small and strong, (hold up hands)
- I can help the whole day long! (clap, clap)
- Jesus took a towel just so, (pretend to dry feet)
- To show us all the way to go. (point forward)
- I will love and I will share, (hug yourself)
- Helping others everywhere! (arms open wide)



"I have given you an example"
**John 13:15 (NKJV)**

Memory phrase: **I can love and help like Jesus!**

FOLLOWING JESUS VBS · DAY 3 · NURSERY (AGES 0-2)

# Find the Picture

Jesus Shows Me How to Love: Serve Like Jesus! | Jesus Washes the Disciples' Feet (John 13:1-17, 34-35; Luke 22:24-27)

Name: _____

Grown-up helper: Ask, "Where is the basin of water from our Bible story?" Help your child point to it and color or circle it.

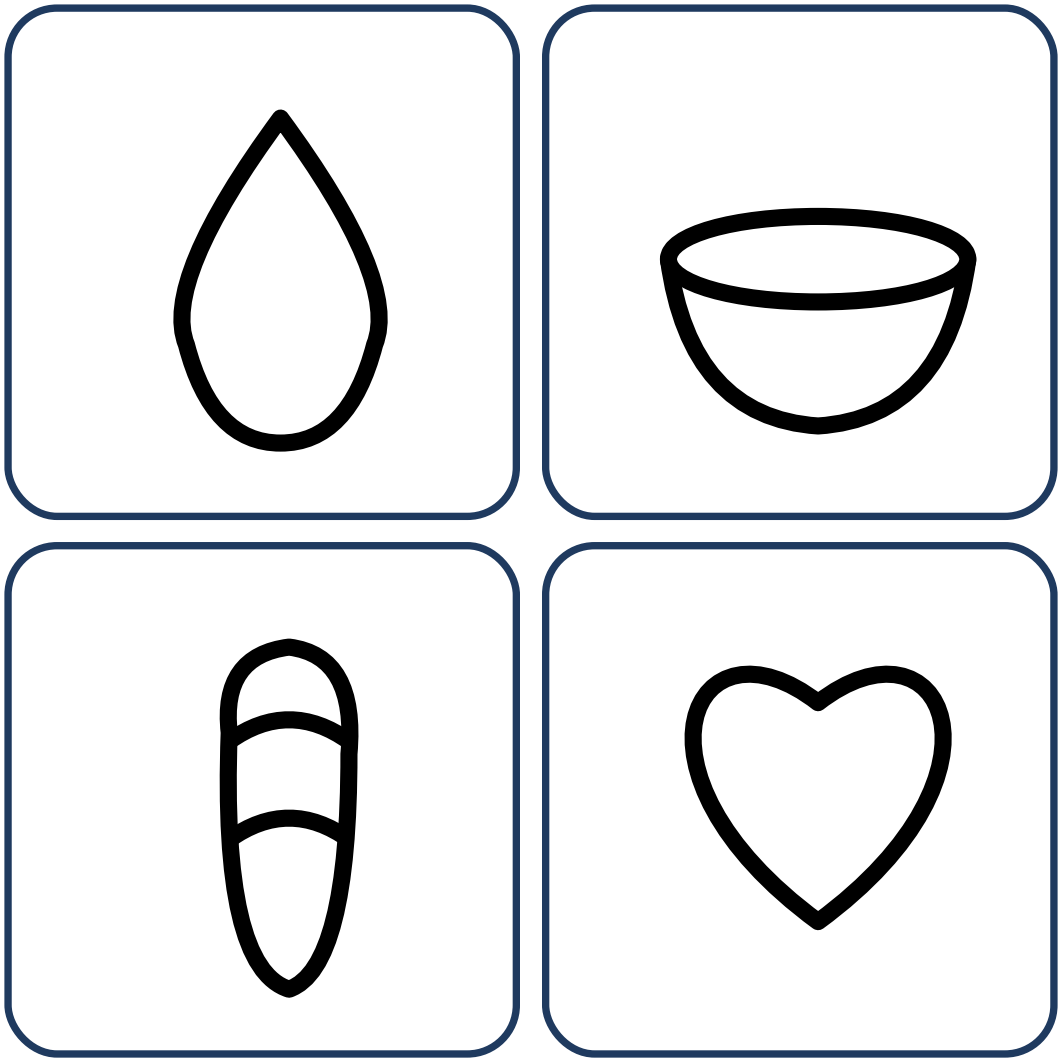

**I can love and help like Jesus!**

FOLLOWING JESUS VBS · TEACHER GUIDE · NURSERY (AGES 0-2)

# Day 4: Jesus Saves Me

He Is Risen! | The Cross and the Empty Tomb

| | |
|---|---|
| Bible story | The Cross and the Empty Tomb (Matthew 27:27-28:10; Luke 23:33-46; John 19:30) |
| Memory verse (NKJV) | "He is not here; for He is risen" (Matthew 28:6) (full verse for helpers: "He is not here; for He is risen, as He said. Come, see the place where the Lord lay.") |
| Takeaway | Jesus loves me and He is alive! |
| Daily call | Leader: "He is not here" Kids: "He is risen!" |

## Objectives

- Hear the story of the cross and the empty tomb in simple words.
- Say the memory phrase: "Jesus loves me and He is alive!"
- Experience God's love through a caring teacher, songs, and play.

## Materials

- Bible (NKJV) for the teacher
- An enlarged copy of today's coloring page to use as the story picture
- Prop for the attention getter: a large gray ball or paper "stone" and an empty box
- Copies of today's student lesson and activity sheets (one per child)
- Crayons, pencils, and name tags
- Craft supplies: Paper plates folded in half (tomb) with an opening cut; Gray paper circle (stone); Brad fastener (teacher attaches) or tape; Crayons

## Teacher preparation

- Read Matthew 27:27-28:10; Luke 23:33-46; John 19:30 in your own Bible at least twice this week.
- Read the matching "31 Days with Jesus" devotionals at The Preacher's Pen: Day 26: The Crucifixion (The Ultimate Sacrifice); Day 27: The Guarded Tomb (Waiting in Hope); Day 28: The Resurrection (Risen Indeed).
- Make copies, prepare craft pieces, and set out the prop before children arrive.

### Background for the teacher

- Crucifixion was reserved for slaves, rebels, and the worst criminals. Roman citizens were normally exempt.
- The sign above the cross was written in Hebrew, Greek, and Latin (John 19:20).
- The tomb was cut out of rock and sealed with a large stone. The guard and the seal made tampering a serious crime (Matthew 27:62-66).
- Jesus was in the tomb parts of three days (Friday, Saturday, Sunday), rising "the third day" (1 Corinthians 15:4).
- Jesus, the sinless Son of God, willingly died on the cross for our sins (Romans 5:8; 2 Corinthians 5:21).
- Jesus was buried in a borrowed tomb that was sealed and guarded (Matthew 27:57-66).
- On the third day Jesus rose from the dead, just as He said (Matthew 28:6; 1 Corinthians 15:3-4).
- Because Jesus lives, we have forgiveness, hope, and good news to tell (Matthew 28:7).

## Lesson plan (40 minutes)

| Time | Segment | What to do |
|---|---|---|
| 0:00-0:08 | Welcome and free play | Greet each child by name. Offer soft toys that match today's story (a large gray ball or paper "stone" and an empty box). |
| 0:08-0:15 | Bible time | Sit in a circle. Hold up the picture and the Bible. Tell the short story with props. |
| 0:15-0:20 | Songs and finger play | Sing softly (a cappella) and do today's finger play together. |
| 0:20-0:32 | Activity time | Coloring page and the "Find the Picture" sheet with a helper beside each child. |
| 0:32-0:37 | Craft | Simple craft (see Craft section). Teachers do any gluing or cutting. |
| 0:37-0:40 | Prayer and goodbye | Say the memory phrase, pray a short prayer, and send the take-home story card. |

### Attention getter

Show a large gray ball or paper "stone" and an empty box. Let children touch and explore it while you say a simple sentence about today's story.

## Bible story

Teach from an open Bible so students see that the story comes from God's word. Use this script as a guide; tell it in your own words.

- Jesus loves everyone very much.
- Some people did not love Jesus. They put Jesus on a cross.
- Jesus died on the cross because He loves us.
- Jesus' friends put Him in a tomb. A big stone closed the door.
- On the third day, some women came to the tomb.
- The big stone was rolled away! An angel said, "He is not here; for He is risen!"
- Jesus is alive! The women ran to tell His friends.
- Jesus loves me, and Jesus is alive!

### Teacher note for today

Keep this gentle and simple: “Jesus died because He loves us. Jesus is alive!” Do not describe the crucifixion in graphic detail.

## Discussion questions

1. Who loves you very much?
2. What was rolled away from the tomb?
3. Is Jesus alive?

## Review

- Who was in our story today? (Jesus, the women, and the angel)
- Say our phrase: “Jesus loves me and He is alive!”

## Memory verse activity

Say the short verse slowly and have children echo it. Add a motion for each phrase. Repeat it at the start and end of class.

### Finger play: The Stone Rolled Away

- Jesus died because He loves me, (cross arms over chest)
- In a tomb so dark was He. (cover eyes)
- The big stone went roll, roll, roll! (roll hands)
- The tomb is empty, look and see! (hands open, peek)
- Jesus is alive today, (jump up)
- Hip, hip, hooray! (cheer)

## Craft (Craft Time): Empty Tomb Plate

Materials: Paper plates folded in half (tomb) with an opening cut; Gray paper circle (stone); Brad fastener (teacher attaches) or tape; Crayons

1. Children color the tomb.
2. Teacher attaches the stone so it can roll aside.
3. Roll the stone away together and say, “Jesus is alive!”
4. Write the child’s name and Matthew 28:6.

## Recreation and snack

**Game:** Roll the Stone: teams roll a large ball (the stone) along a course to the finish. Or “He Is Risen!” freeze tag: tagged players crouch until a teammate taps them and shouts, “He is risen!”

**Snack:** “Empty tomb”: half a mini pita or a round roll (the tomb) with a grape or round cracker “stone” rolled beside it. Open the pita to show it is empty. Always check allergy information on registration cards before serving food.

## Songs (a cappella)

Sing without instruments. Suggested titles: Low in the Grave He Lay (Up from the Grave He Arose); Jesus, Keep Me Near the Cross; Nothing but the Blood; Jesus Loves Me; He Is Lord.

## Answer keys

Find the Picture: the empty tomb.

## Sources for this lesson

- “31 Days with Jesus” by Christopher Gallagher, The Preacher’s Pen: Day 26: The Crucifixion (The Ultimate Sacrifice); Day 27: The Guarded Tomb (Waiting in Hope); Day 28: The Resurrection (Risen Indeed) (preacherspen.org/courses/31-days-with-jesus/)
- Preaching Library lessons and outlines: A Slave’s Punishment for a King (Matthew 27:54); Jesus’ Burial and Ours (Matthew 27:57-66; Romans 6:3-11); Opening Our Eyes to Jesus (Luke 24:13-32); Love As Displayed By God (Romans 5:8)
- Scripture: Matthew 27:27-28:10; Luke 23:33-46; John 19:30. All quotations from the New King James Version (NKJV).

FOLLOWING JESUS VBS · DAY 4 · NURSERY (AGES 0-2)

# Take-Home Bible Story

Jesus Saves Me: He Is Risen! | The Cross and the Empty Tomb (Matthew 27:27-28:10; Luke 23:33-46; John 19:30)

**Bible story:** The Cross and the Empty Tomb (Matthew 27:27-28:10; Luke 23:33-46; John 19:30)

Grown-ups, please read this story with your child:

### The Cross and the Empty Tomb

- Jesus loves everyone very much.
- Some people did not love Jesus. They put Jesus on a cross.
- Jesus died on the cross because He loves us.
- Jesus' friends put Him in a tomb. A big stone closed the door.
- On the third day, some women came to the tomb.
- The big stone was rolled away! An angel said, "He is not here; for He is risen!"
- Jesus is alive! The women ran to tell His friends.
- Jesus loves me, and Jesus is alive!

"He is not here; for He is risen"

Matthew 28:6 (NKJV)

**Say it together:** Jesus loves me and He is alive!

### Do it together: The Stone Rolled Away

- Jesus died because He loves me, (cross arms over chest)
- In a tomb so dark was He. (cover eyes)
- The big stone went roll, roll, roll! (roll hands)
- The tomb is empty, look and see! (hands open, peek)
- Jesus is alive today, (jump up)
- Hip, hip, hooray! (cheer)

### Talk together

- Who loves you very much?
- What was rolled away from the tomb?

- Is Jesus alive?

Today your child heard the most important news in the world: Jesus died on the cross for our sins, was buried, and rose again on the third day (Matthew 27-28; 1 Corinthians 15:3-4). Our memory verse is Matthew 28:6: “He is not here; for He is risen, as He said. Come, see the place where the Lord lay.” Ask your child: “What did the angel say to the women at the tomb?” Older children may have questions about obeying the gospel; please talk with them, and feel free to contact our ministers or elders.

FOLLOWING JESUS VBS · DAY 4 · NURSERY (AGES 0-2)

# Coloring Page

Jesus Saves Me: He Is Risen! | The Cross and the Empty Tomb (Matthew 27:27-28:10; Luke 23:33-46; John 19:30)

Name: _____



**Jesus loves me and He is alive!** "He is not here; for He is risen" (Matthew 28:6)

FOLLOWING JESUS VBS · DAY 4 · NURSERY (AGES 0-2)

# Finger Play: The Stone Rolled Away

Jesus Saves Me: He Is Risen! | The Cross and the Empty Tomb (Matthew 27:27-28:10; Luke 23:33-46; John 19:30)

Say each line and do the motions together. Repeat it several times; little ones learn by repetition.

### The Stone Rolled Away

- Jesus died because He loves me, (cross arms over chest)
- In a tomb so dark was He. (cover eyes)
- The big stone went roll, roll, roll! (roll hands)
- The tomb is empty, look and see! (hands open, peek)
- Jesus is alive today, (jump up)
- Hip, hip, hooray! (cheer)



"He is not here; for He is risen"
Matthew 28:6 (NKJV)

Memory phrase: **Jesus loves me and He is alive!**

FOLLOWING JESUS VBS · DAY 4 · NURSERY (AGES 0-2)

# Find the Picture

Jesus Saves Me: He Is Risen! | The Cross and the Empty Tomb (Matthew 27:27-28:10; Luke 23:33-46; John 19:30)

Name: _____

Grown-up helper: Ask, “Where is the empty tomb from our Bible story?” Help your child point to it and color or circle it.



**Jesus loves me and He is alive!**

FOLLOWING JESUS VBS · TEACHER GUIDE · NURSERY (AGES 0-2)

# Day 5: Jesus Sends Me

Go and Tell! | The Great Commission, the Ascension, and the Day of Pentecost

| | |
|---|---|
| Bible story | The Great Commission, the Ascension, and the Day of Pentecost (Matthew 28:18-20; Mark 16:15-16; Acts 1:3-11; Acts 2:22-41) |
| Memory verse (NKJV) | “Go into all the world and preach the gospel” (Mark 16:15) (full verse for helpers: And He said to them, “Go into all the world and preach the gospel to every creature. He who believes and is baptized will be saved; but he who does not believe will be condemned.”) |
| Takeaway | I can tell others about Jesus! |
| Daily call | Leader: “Go” Kids: “And tell!” |

## Objectives

- Hear the story of the great commission, the ascension, and the day of pentecost in simple words.
- Say the memory phrase: “I can tell others about Jesus!”
- Experience God’s love through a caring teacher, songs, and play.

## Materials

- Bible (NKJV) for the teacher
- An enlarged copy of today’s coloring page to use as the story picture
- Prop for the attention getter: a globe or world map
- Copies of today’s student lesson and activity sheets (one per child)
- Crayons, pencils, and name tags
- Craft supplies: Blue paper circles (globe); Green paper shapes or green crayons; Heart stickers; Marker

## Teacher preparation

- Read Matthew 28:18-20; Mark 16:15-16; Acts 1:3-11; Acts 2:22-41 in your own Bible at least twice this week.
- Read the matching “31 Days with Jesus” devotionals at The Preacher’s Pen: Day 31: The Ascension (Empowered to Go); Day 29: Breakfast with Jesus (Restoration and Purpose); Conclusion: The Journey Continues.
- Make copies, prepare craft pieces, and set out the prop before children arrive.

### Background for the teacher

- Pentecost ("fiftieth") was a Jewish feast held fifty days after Passover. Jews from many nations were in Jerusalem (Acts 2:5-11).
- Jesus was seen for forty days after His resurrection (Acts 1:3), so Pentecost came about ten days after the ascension.
- "Remission" (Acts 2:38) means forgiveness, the sending away of sins.
- Conversions in Acts include hearing the gospel and being baptized (for example Acts 8:12, 35-38; 16:30-34; 22:16).
- Before He went back to heaven, Jesus sent His followers into all the world with the gospel (Matthew 28:18-20; Mark 16:15).
- Jesus ascended to heaven and will come again (Acts 1:9-11).
- On Pentecost people heard the gospel, believed, repented, and were baptized for the remission of sins (Acts 2:36-41).
- Every follower of Jesus has good news to share and a life of faithfulness to live (Acts 1:8; Revelation 2:10).

## Lesson plan (40 minutes)

| Time | Segment | What to do |
|---|---|---|
| 0:00-0:08 | Welcome and free play | Greet each child by name. Offer soft toys that match today's story (a globe or world map). |
| 0:08-0:15 | Bible time | Sit in a circle. Hold up the picture and the Bible. Tell the short story with props. |
| 0:15-0:20 | Songs and finger play | Sing softly (a cappella) and do today's finger play together. |
| 0:20-0:32 | Activity time | Coloring page and the "Find the Picture" sheet with a helper beside each child. |
| 0:32-0:37 | Craft | Simple craft (see Craft section). Teachers do any gluing or cutting. |
| 0:37-0:40 | Prayer and goodbye | Say the memory phrase, pray a short prayer, and send the take-home story card. |

### Attention getter

Show a globe or world map. Let children touch and explore it while you say a simple sentence about today's story.

## Bible story

Teach from an open Bible so students see that the story comes from God's word. Use this script as a guide; tell it in your own words.

- Jesus is alive! He spent time with His friends.
- Jesus said, "Go into all the world and tell everyone about Me."
- Then Jesus went up, up, up into heaven. A cloud hid Him.
- Two men in white said, "Jesus will come back again!"
- Jesus' friends told many people about Jesus.
- Lots of people listened and obeyed. They were baptized!

- Jesus wants everyone in the whole world to know Him.
- I can tell others about Jesus!

> **Gospel note for little ones**
>
> Keep it simple: “Jesus loves everyone in the whole world. Jesus went back to heaven and will come again. We can tell others about Jesus!”

## Discussion questions

1. Where did Jesus go?
2. Who can you tell about Jesus?
3. Does Jesus love the whole world?

## Review

- Who was in our story today? (Jesus and His friends)
- Say our phrase: “I can tell others about Jesus!”

## Memory verse activity

Say the short verse slowly and have children echo it. Add a motion for each phrase. Repeat it at the start and end of class.

> **Finger play: Go and Tell**
>
> - Jesus said to go and tell, (point outward)
> - Tell the world He loves them well! (make a big circle with arms)
> - Up to heaven Jesus went, (point up high)
> - Now I’m one of the friends He sent! (point to self, then march)
> - I will tell my mom and dad, (count on fingers)
> - Jesus loves us, I’m so glad! (clap and cheer)

## Craft (Craft Time): Jesus Loves the World

Materials: Blue paper circles (globe); Green paper shapes or green crayons; Heart stickers; Marker

1. Help children color or stick green “land” on the blue globe.
2. Add heart stickers all around.
3. Say, “Jesus loves the whole world! I can tell about Jesus!”
4. Write the child’s name and Mark 16:15.

## Recreation and snack

**Game:** Go and Tell Relay: each child runs to the far end, picks up a card with one word of the memory verse, and “tells” it to the next runner. When finished, the team says the verse in order. For little ones, play “Pass the Good News” by passing a ball while singing.

**Snack:** “All the World” snack: round crackers or cookies with blue and green icing (globes), or a nut-free “Go and Tell” trail mix. Always check allergy information on registration cards before serving food.

## Songs (a cappella)

Sing without instruments. Suggested titles: Go Ye Into All the World; I Have Decided to Follow Jesus; He Is Lord; Jesus Loves the Little Children; Where He Leads Me.

## Answer keys

Find the Picture: the world.

## Sources for this lesson


- “31 Days with Jesus” by Christopher Gallagher, The Preacher’s Pen: Day 31: The Ascension (Empowered to Go); Day 29: Breakfast with Jesus (Restoration and Purpose); Conclusion: The Journey Continues (preacherspen.org/courses/31-days-with-jesus/)
- Preaching Library lessons and outlines: Jesus the Teacher (Jesus taught about hearing, believing, repenting, confessing, baptism, and being faithful); Jesus’ Burial and Ours (Romans 6:3-11)
- Scripture: Matthew 28:18-20; Mark 16:15-16; Acts 1:3-11; Acts 2:22-41. All quotations from the New King James Version (NKJV).

FOLLOWING JESUS VBS · DAY 5 · NURSERY (AGES 0-2)

# Take-Home Bible Story

Jesus Sends Me: Go and Tell! | The Great Commission, the Ascension, and the Day of Pentecost
(Matthew 28:18-20; Mark 16:15-16; Acts 1:3-11; Acts 2:22-41)

**Bible story:** The Great Commission, the Ascension, and the Day of Pentecost (Matthew 28:18-20; Mark 16:15-16; Acts 1:3-11; Acts 2:22-41)

Grown-ups, please read this story with your child:

### The Great Commission, the Ascension, and the Day of Pentecost

- Jesus is alive! He spent time with His friends.
- Jesus said, "Go into all the world and tell everyone about Me."
- Then Jesus went up, up, up into heaven. A cloud hid Him.
- Two men in white said, "Jesus will come back again!"
- Jesus' friends told many people about Jesus.
- Lots of people listened and obeyed. They were baptized!
- Jesus wants everyone in the whole world to know Him.
- I can tell others about Jesus!

"Go into all the world and preach the gospel"
**Mark 16:15-16 (NKJV)**

**Say it together:** I can tell others about Jesus!

### Do it together: Go and Tell

- Jesus said to go and tell, (point outward)
- Tell the world He loves them well! (make a big circle with arms)
- Up to heaven Jesus went, (point up high)
- Now I'm one of the friends He sent! (point to self, then march)
- I will tell my mom and dad, (count on fingers)
- Jesus loves us, I'm so glad! (clap and cheer)

### Talk together

- Where did Jesus go?
- Who can you tell about Jesus?

- Does Jesus love the whole world?

Today your child learned that Jesus sent His followers to tell the whole world the good news, went back to heaven, and will come again (Mark 16:15-16; Acts 1:9-11). We studied Acts 2, where people heard the gospel, believed, repented, and were baptized for the remission of sins. Our memory verse is Mark 16:15-16. Ask your child: "What did the people ask Peter, and what did he tell them?" If your child has questions about becoming a Christian, please talk with them and reach out to our ministers or elders. Thank you for sharing your child with us this week!

FOLLOWING JESUS VBS · DAY 5 · NURSERY (AGES 0-2)

# Coloring Page

Jesus Sends Me: Go and Tell! | The Great Commission, the Ascension, and the Day of Pentecost
(Matthew 28:18-20; Mark 16:15-16; Acts 1:3-11; Acts 2:22-41)

Name: _____



**I can tell others about Jesus!** "Go into all the world and preach the gospel" (Mark 16:15)

FOLLOWING JESUS VBS · DAY 5 · NURSERY (AGES 0-2)

# Finger Play: Go and Tell

Jesus Sends Me: Go and Tell! | The Great Commission, the Ascension, and the Day of Pentecost
(Matthew 28:18-20; Mark 16:15-16; Acts 1:3-11; Acts 2:22-41)

Say each line and do the motions together. Repeat it several times; little ones learn by repetition.

### Go and Tell

- Jesus said to go and tell, (point outward)
- Tell the world He loves them well! (make a big circle with arms)
- Up to heaven Jesus went, (point up high)
- Now I'm one of the friends He sent! (point to self, then march)
- I will tell my mom and dad, (count on fingers)
- Jesus loves us, I'm so glad! (clap and cheer)



"Go into all the world and preach the gospel"
**Mark 16:15-16 (NKJV)**

Memory phrase: **I can tell others about Jesus!**

FOLLOWING JESUS VBS · DAY 5 · NURSERY (AGES 0-2)

# Find the Picture

Jesus Sends Me: Go and Tell! | The Great Commission, the Ascension, and the Day of Pentecost
(Matthew 28:18-20; Mark 16:15-16; Acts 1:3-11; Acts 2:22-41)

Name: _____

Grown-up helper: Ask, “Where is the world from our Bible story?” Help your child point to it and color or circle it.



**I can tell others about Jesus!**